

**UNOFFICIAL  
JUDGES' CERTIFICATE OF ELECTION RETURNS and  
STATEMENT OF BALLOTS**

**ARVADA FIRE PROTECTION DISTRICT**

**JEFFERSON COUNTY, COLORADO**

**POLLING PLACE ELECTION**

**JUDGES' CERTIFICATE OF RETURNS:**

IT IS HEREBY CERTIFIED by the undersigned, who conducted the election held in the Arvada Fire Protection District, in Jefferson County, Colorado, on the 8th day of May, 2018, that after qualifying by swearing and subscribing to their Oaths of Office, they opened the polls at 7:00 a.m., and that they kept the polls open continuously until the hour of 7:00 p.m. on said date, after which they counted the ballots cast for Directors of said District and for any ballot issues and ballot questions duly submitted,

**That the votes cast for Director of the District for a 4-year term were as follows (numeric and spelled out):**

| Candidate for Director | Total Votes Cast                       |
|------------------------|----------------------------------------|
| Jim Whitfield          | <u>4069 One Thousand Sixty-Nine</u>    |
| James V. Gagliano      | <u>755 Seven Hundred Fifty-Five</u>    |
| Debi Luft              | <u>289 Two Hundred Eighty-Nine</u>     |
| Bob Loveridge          | <u>872 Eight Hundred Seventy-Two</u>   |
| Jeffrey Van Es         | <u>873 Eight Hundred Seventy-Three</u> |
| Steve Smith            | <u>752 Seven Hundred Fifty-Two</u>     |

**STATEMENT OF BALLOTS:**

It is hereby identified and specified that:

**TOTAL Number of Ballots Issued to Voters**

**Total Number of Ballots Returned:**




Official Ballots

Numeric & Spelled Out

3,328 Three Thousand Three Hundred Twenty-Eight  
1,795 One Thousand Seven Hundred Ninety-Five  
1,790 One Thousand Seven Hundred Ninety

|                                                          |                                              |
|----------------------------------------------------------|----------------------------------------------|
| Unofficial Ballots                                       | 0 Zero                                       |
| Substitute Ballots                                       | 0 Zero                                       |
| Total Voted Challenged Ballots                           | 0 Zero                                       |
| UOCAVA Ballots                                           | 5 Five                                       |
| <b><u>Delivered to Voter, Not Cast:</u></b>              | 1,533 One Thousand Five Hundred Thirty Three |
| Returned, Undeliverable                                  | 188 One Hundred Eighty Eight                 |
| Spoiled                                                  | 12 Twelve                                    |
| Rejected                                                 | 0 Zero                                       |
| Defective                                                | 0 Zero                                       |
| Not Returned                                             | 898 Eight Hundred Ninety Eight               |
| UOCAVA B allots                                          | 435 Four Hundred Thirty Five                 |
| <b><u>Not Delivered to Voter, Not Cast (Unused):</u></b> |                                              |
| <b>Total, unused:</b>                                    | 4,672 One Thousand Six Hundred Seventy Two   |
| <b>Total Mail Ballots Printed:</b>                       | 5,000 Five Thousand                          |

**Certified this 8th day of May, 2018.**

  
 \_\_\_\_\_, Election Judge  
  
 \_\_\_\_\_, Election Judge  
  
 \_\_\_\_\_, Election Judge